


Features

- No moving parts, best reliability
- Ultra fast switching speed
- Extremely stable latching mode
- Low power consumption
- Exceptional durability and stability



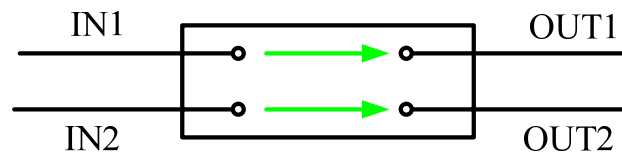
Applications

- Optical switching
- Tunable time delay
- Test & measurement
- Fiber optics sensing system

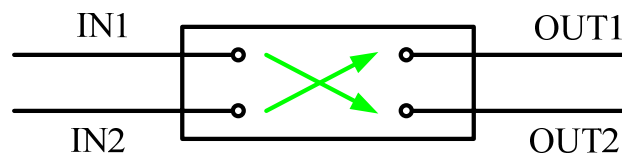
Product Description

Primanex MagLight™ 2x2 optical switch is an all solid-state device without any moving parts. The switching of the optical signal is based on well-known Faraday Effect, and realized by using a patent protected non-mechanical configuration with solid-state all-crystal design which eliminates the need for mechanical movement. The microsecond fiber optic switch is designed to meet the most demanding switching requirements for reliability, durability, speed, and none-stopping high frequency switching.

Functional Diagram



(a) At switching state-"0"



(b) At switching state-"1"

Primanex Maglight™ 2x2 Cross/Bar switch has two switching states:

- While at state-"0": the optical light coming from IN1 will transmit to OUT1 in a way of "Bar" and the optical light coming from IN2 will transmit to OUT2;
- While at state-"1": the optical light coming from IN1 will transmit to OUT2 in a way of "Cross" and the optical light coming from IN2 will transmit to OUT1.



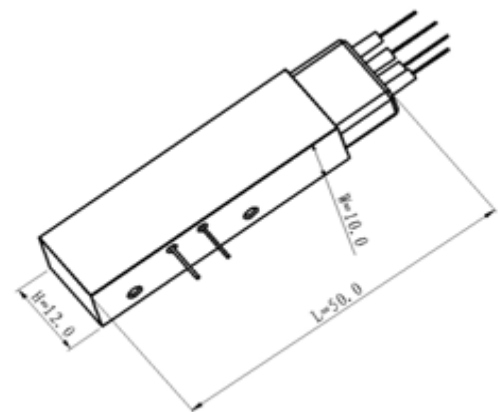
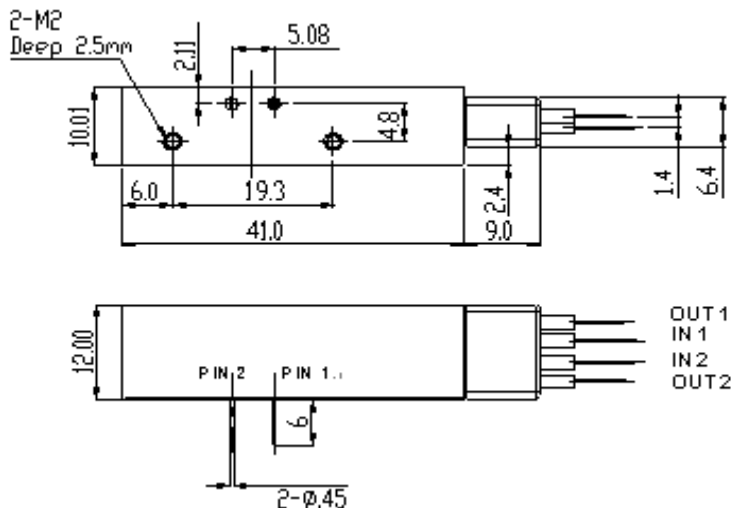
Optical Specifications

Item	unit	Parameter		Notes
		Unidirectional	Bidirectional	
Wavelength Range	nm	1525 ~ 1565		Other wavelengths available
Insertion Loss	dB	0.90(Typ.); 1.20(Max)	1.10(Typ.); 1.40(Max)	Add 0.3dB for high-power version
PDL	dB	0.15(Typ.), 0.30(Max)		
Return Loss	dB	≥ 40	≥ 30	
Crosstalk	dB	≥ 30	≥ 30	
PMD	ps	<0.2		
Repeatability	dB	+/- 0.01		
Durability	Cycle	> 100 Billions		
Switching Speed	μs	Regular (200~400); Ultra-fast (10~30)		Other speed optional
Switching Type	n/a	Latching		Need power only during switching
Operating Temperature	°C	-5 ~ 70		
Storage Temperature	°C	-40 ~ 85		
Maximum Optical Power	mW	500		Refer to hi-power version for higher power handling requirement
Dimension(L×W×H)	mm	41× 10 × 12		
Fiber Type	NA	SMF-28e+		

*. All the specifications are based on the devices without connectors, and guaranteed over the operating temperature ranges, wavelength ranges and all polarization states.

** Specifications are subject to change without notice.

Dimensions Drawing (Unit: mm)





2x2 MagLight™ Cross-Bar Optical Switch

Photonics Beyond Boundary

Electrical Specifications

Parameter	Specification		Unit
	Regular	Ultra-fast	
Switching Speed	200~400	10~30	μs
Switching Voltage(VCC)	5 (+/-5%)	6.0~7.0	V
Switching Current	< 200	< 500	mA
Pulse Width	>1000	>20	μs
Claim Frequency	< 800	< 3000	Hz

*. for electrical specifications related to other switching speed, please contact Primanex.

Pin Control Table

States	Pin1	Pin2	Optical Path	
			Unidirectional	Bidirectional
“0”	1(Voltage = VCC)	0(Voltage = GND)	IN1 → OUT1, OUT1 → IN2; IN2 → OUT2, OUT2 → IN1	IN1 ↔ OUT1 IN2 ↔ OUT2
“1”	0(Voltage = GND)	1(Voltage = VCC)	IN1 → OUT2, OUT2 → IN2; IN2 → OUT1, OUT1 → IN1	IN1 ↔ OUT2 IN2 ↔ OUT1

Ordering Information(Example:RFMS10-22C1121110)

<div><div></div></div> FMS1 <div><div></div></div>	-22C <div><div></div></div>	<div><div></div></div>	<div><div></div></div>	1 <div><div></div></div>	<div><div></div></div>	<div><div></div></div>	<div><div></div></div>
Working Mode		Operating Wavelength		Dimension			Connector Type
R. Regular (Unidirectional)		1. C Band		1. Standard			0. No Connector
B. Bidirectional		2. L Band		2. Others			1. FC/UPC
		3. C & L Band					2. FC/APC
		4. Others					3. SC/UPC
							4. SC/APC
							5. LC/PC
Power Handling	Switch Speed		Fiber Length		Fiber Type		6. MU/PC
0. Regular 500mW	1. 200~400μs		1. 0. 5 +/- 0.1m		1.250μm fiber		7. Others
1. Hi-power: 100μJ for pulsed or 5W for CW	2. 10~30μs		2. 1.0 +/- 0.1m		2.900μm fiber		
2. Others	3. Others		3. Others		3. Others		

All statements, technical information and recommendations related to the products herein are based upon information believed to be reliable or accurate. However, the accuracy or completeness thereof is not guaranteed, and no responsibility is assumed for any inaccuracies. The user assumes all risks and liability whatsoever in connection with the use of a product or its application. Primanex reserves the right to change at any time without notices the design, specifications, function, fit or form of its products described herein, including withdrawal at any time of a product offered for sale herein. Primanex makes no representations that the products herein are free from any intellectual property claims of others. Please contact Primanex for more information. Primanex and the Primanex logo are trademarks of Primanex Corporation. Other trademarks are the property of their respective holders.